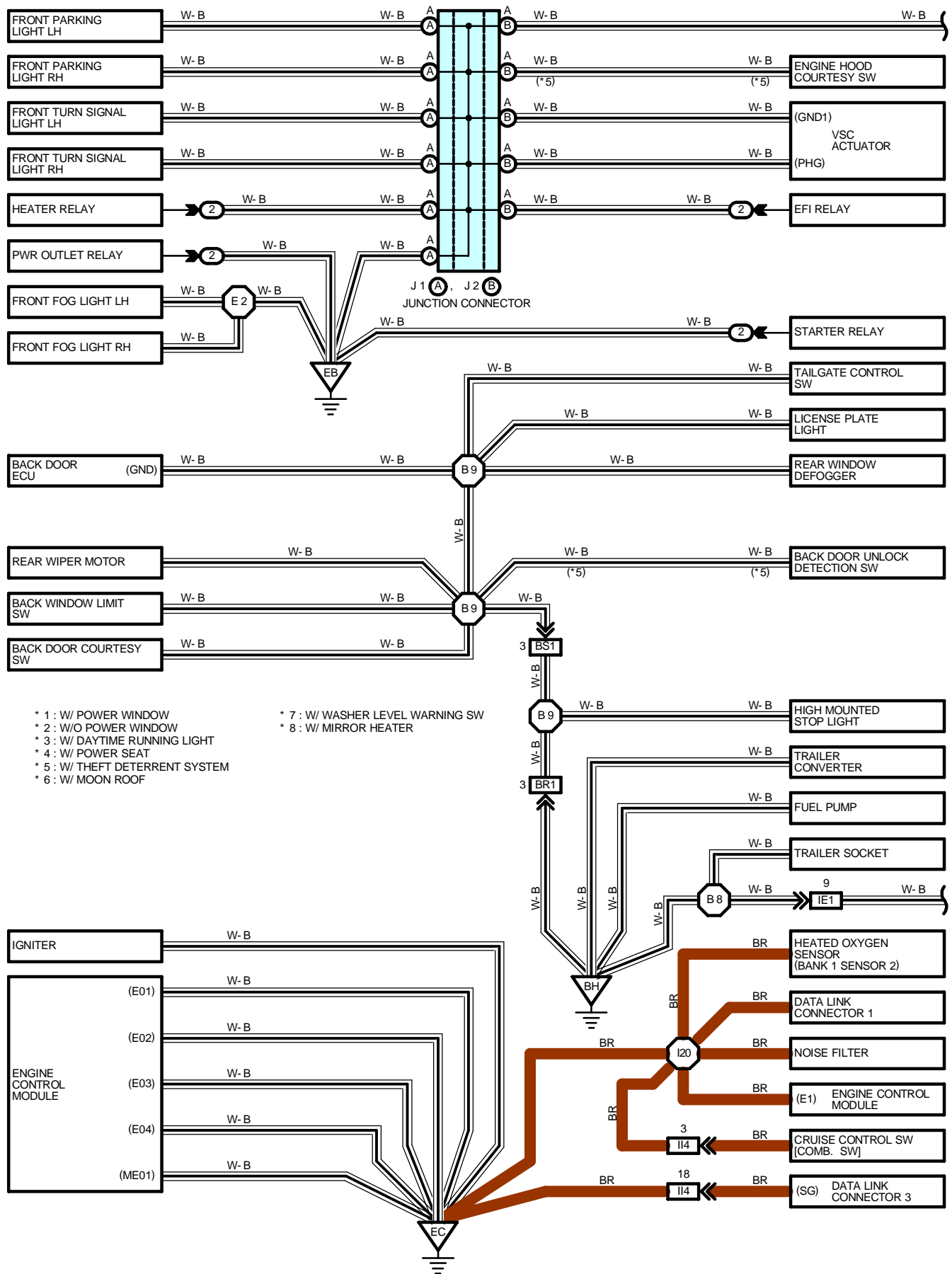
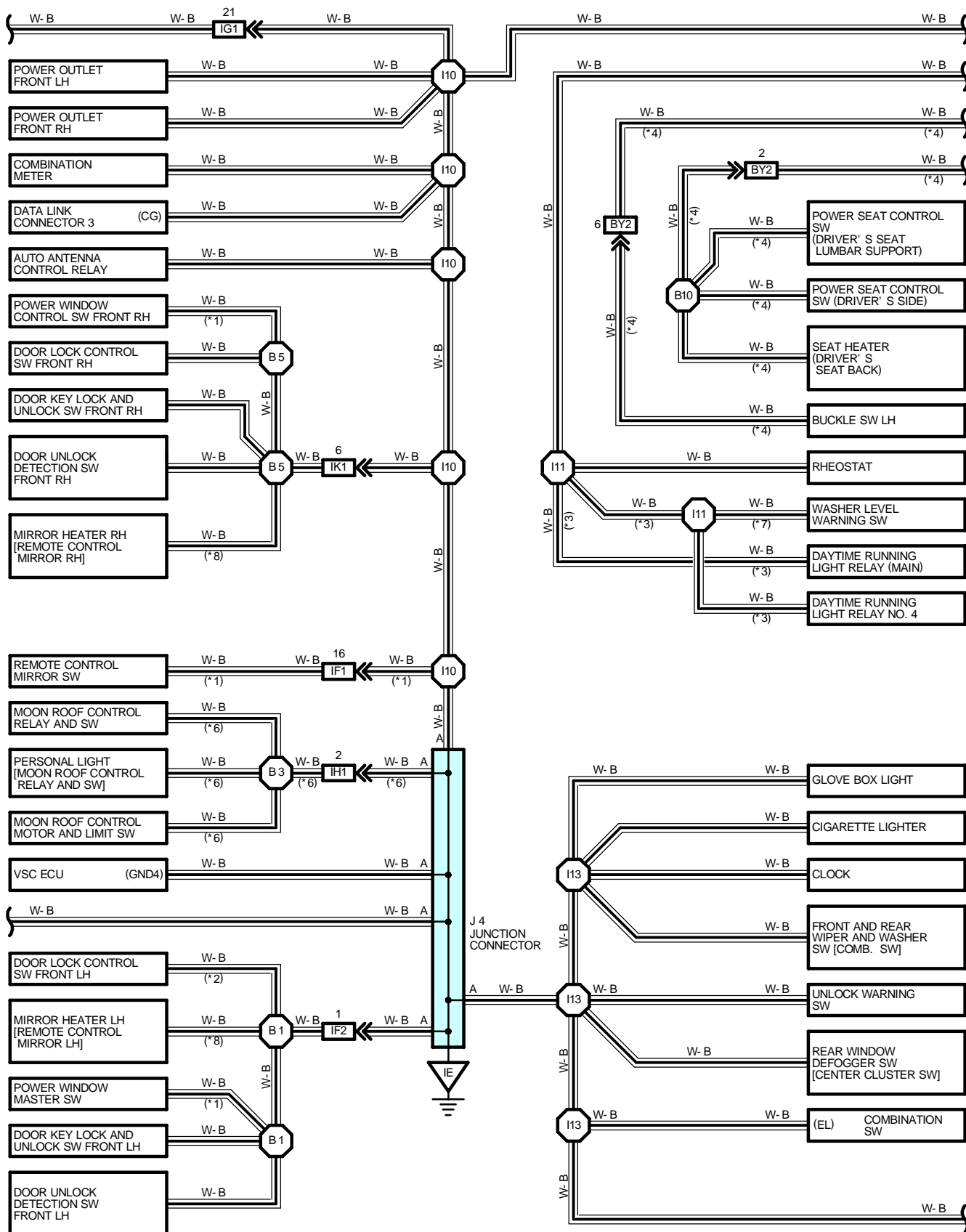
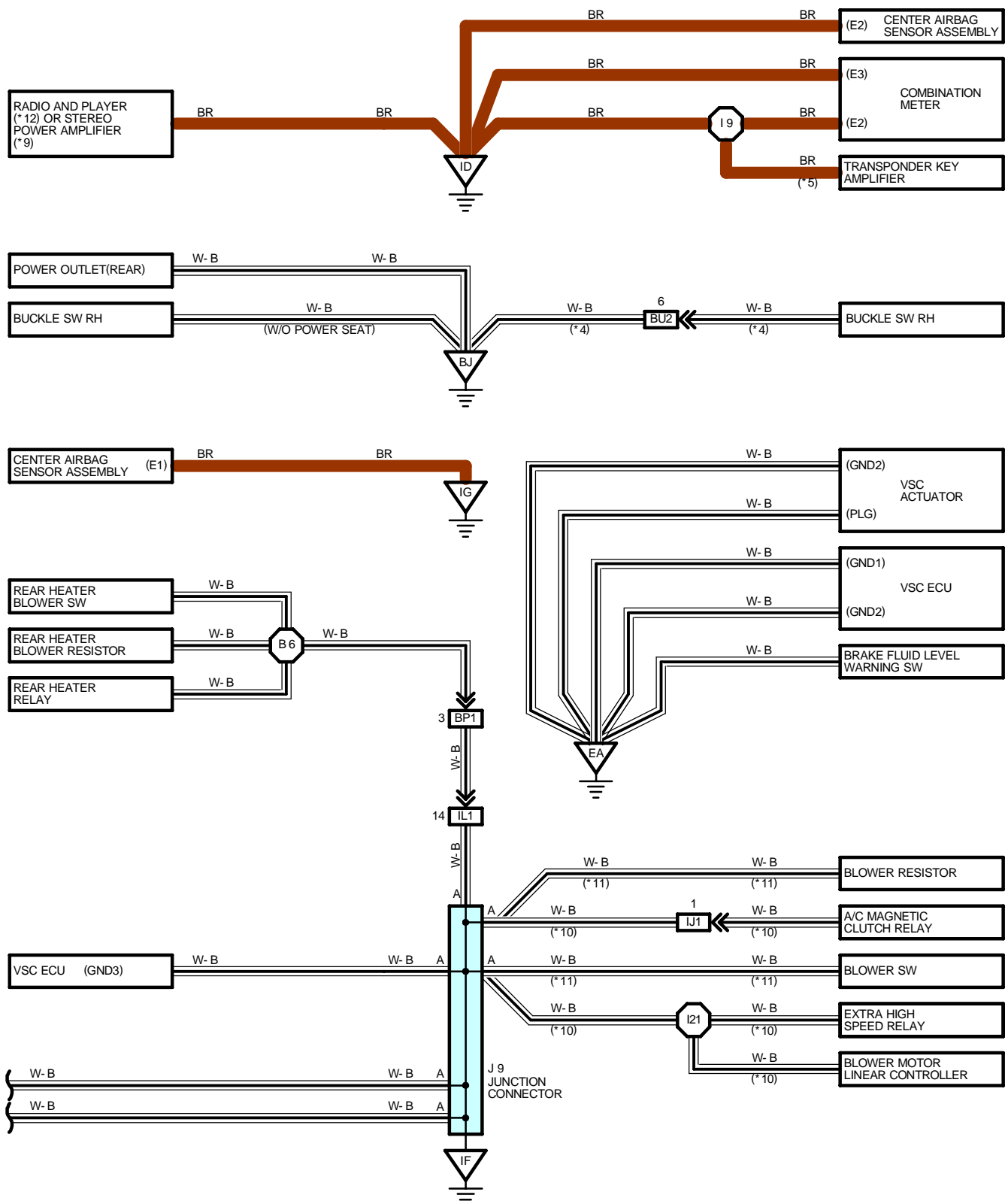


I GROUND POINT





- * 2 : W/O POWER WINDOW
- * 4 : W/ POWER SEAT
- * 5 : W/ THEFT DETERRENT SYSTEM
- * 9 : SEPARATE TYPE AMPLIFIER
- * 10 : AUTOMATIC AIR CONDITIONING
- * 11 : MANUAL AIR CONDITIONING
- * 12 : BUILT-IN TYPE AMPLIFIER



I GROUND POINT

: PARTS LOCATION

Code		See Page	Code		See Page	Code		See Page
J1	A	29	J3	31		J9	31	
J2	B	29	J4	31				

: RELAY BLOCKS

Code	See Page	Relay Blocks (Relay Block Location)
2	22	Engine Room R/B (Engine Compartment Left)

: JUNCTION BLOCK AND WIRE HARNESS CONNECTOR

Code	See Page	Junction Block and Wire Harness (Connector Location)
1A	24	Roof Wire and Driver Side J/B (Lower Finish Panel)
1J	24	Cowl Wire and Driver Side J/B (Lower Finish Panel)
3C	26	Cowl Wire and Center J/B (Near the Steering Column Tube)
3E		

: CONNECTOR JOINING WIRE HARNESS AND WIRE HARNESS

Code	See Page	Joining Wire Harness and Wire Harness (Connector Location)
ED2	36	Engine Wire and Differential Wire (Near the Front Differential)
IE1	38	Cowl Wire and Floor No.2 Wire (Left Kick Panel)
IF1	38	Front Door LH Wire and Cowl Wire (Left Kick Panel)
IF2		
IG1	38	Engine Room Main Wire and Cowl Wire (Left Kick Panel)
IH1	40	Roof Wire and Cowl Wire (Instrument Panel Reinforcement Left)
II2	40	Engine Wire and Cowl Wire (On the Glove Box)
II4		
IJ1	40	Cowl Wire and A/C Sub Wire (Near the A/C Unit)
IK1	40	Front Door RH Wire and Cowl Wire (Right Kick Panel)
IL1	40	Cowl Wire and Floor Wire (Right Kick Panel)
BP1	42	Floor Wire and Rear Heater Sub Wire (Under the Front Passenger's Seat)
BR1	42	Back Door No.1 Wire and Floor No.2 Wire (Left Rear Side of Roof)
BS1	42	Back Door No.1 Wire and Back Door No.2 Wire (Back Door Left)
BU2	44	Floor Wire and Seat No.2 Wire (Under the Front Passenger's Seat)
BW1	42	Rear Door LH Wire and Cowl Wire (Left Center Pillar)
BX1	42	Rear Door RH Wire and Cowl Wire (Right Center Pillar)
BY2	44	Cowl Wire and Seat No.1 Wire (Under the Driver's Seat)

: GROUND POINTS

Code	See Page	Ground Points Location
EA	36	Front Right Fender
EB	36	Front Left Fender
EC	36	Intake Manifold Left
ID	38	Left Kick Panel
IE	38	Cowl Side Panel LH
IF	38	Cowl Side Panel RH
IG	38	Right Kick Panel
BH	42	Left Quarter Panel Inner
BJ	42	Right Quarter Panel Inner

**: SPLICE POINTS**

Code	See Page	Wire Harness with Splice Points	Code	See Page	Wire Harness with Splice Points
E2	36	Engine Room Main Wire	I21	40	Cowl Wire
I6	40	Cowl Wire	B1	42	Front Door LH Wire
I9			B2	42	Roof Wire
I10			B3		
I11			B5	42	Front Door RH Wire
I12			B6	42	Rear Heater Sub Wire
I13			B8	42	Floor No.2 Wire
I14			B9	42	Back Door No.2 Wire
I18			B10	44	Seat No.1 Wire
I20	40	Engine Wire	B11	44	Seat No.2 Wire